



Attention Lucas County Employees!

If you are new to Paramount, create an account to complete your HRA:

1. Go to **MyParamount.org**
2. Click on **"Register"** at the top of the page.
3. Read and accept the terms of use.
4. Use your Paramount ID card and enter your personal information.
5. Set up your account with a username, password and security question. You must have an email to create an account.
6. Check your email to activate your account. You will then be taken to your member dashboard.
7. Next, click on **"Complete your HRA"** on the right hand side under **"Wellness Things To Do."**
8. Follow the steps to complete the HRA.
9. Be sure to hit **"Submit"** to complete your HRA.

Already registered?

1. Go to **MyParamount.org**
2. Enter your username and password.
3. Next, click on **"Complete your HRA"** on the right side under **"Wellness Things To Do."**
4. Follow the steps to complete the HRA.
5. Be sure to hit **"Submit"** to complete your HRA.

My information:

Username: _____




Password: _____

Email: _____

Complete your HRA by 2/28/2022! For those employees who do not complete the HRA by 2/28/2022, a \$500 deductible will be effective 3/1/2022.

Questions

Please contact Paramount Member Services.

-  **Call** 800-462-3589
Press Option 1, then Option 5
-  **Email**
Paramount.MemberServices@promedica.org
-  **Live Chat** is available to Paramount members Monday through Friday, 8 a.m. – 5 p.m. Visit paramounthealthcare.com to get started.

Affiliate of
PROMEDICA